

Wind Sign Deluxe™

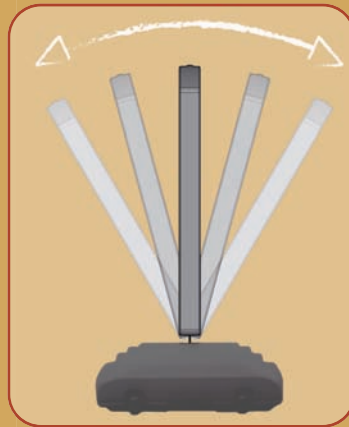
- Resists head-on winds up to 50 mph
- Change signs in seconds
 - "Quick-Change"™ feature, signs easily slide in and out
 - use Coroplast™ signs or other material 3/16" or less
- All plastic frame
 - eliminates torn, bent, or rusted frames
- "Stay Tabs"™ assure sign stays securely in place
- Plastic base has two built-in wheels
 - can be filled with dry sand
- Tool free assembly

**New
Size**

**QUICK
CHANGE™**



5' 1" Tall



Heavy-duty coil springs resist strong winds and return the sign to an upright position



Patented slot design - just slide in a sign



"Stay Tabs"™ keep sign securely in place

Wind Sign Deluxe™

OVERALL DIMENSIONS : 61" H X 30" W

FRAME DIMENSIONS: 51" H X 30" W x 2.5" D

BASE DIMENSIONS: 7.1" H X 28.7" W X 18.1" D

DIMENSIONS OF RECESSED SIGN AREA: 43.25" H x 28.5" W

TOTAL WEIGHT: 30 lbs.

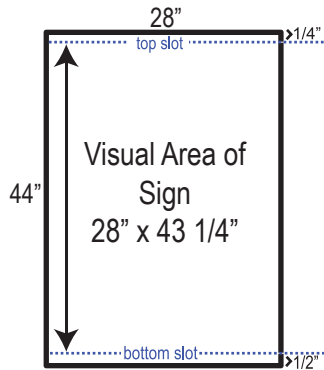
WEIGHT OF BASE: 9 lbs.

COLOR: GRAY

SIGN SUBSTRATE WEIGHT LIMIT: Maximum of 5 lbs. per side

2 SIGNS PER FRAME


Holds Signs
28"W x 44"H
(up to 3/16" thick)



Sand Ballasting Instructions

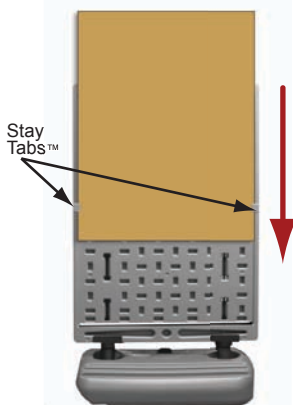
Unscrew cap from fill hole and fill with up to 115 lbs. of sand to achieve desired wind resistance. Sand should be level inside of base to maintain optimum balance. Shake gently to level sand.

Pounds of Ballast	Head-on Wind Resistance
70 lbs	40 mph
100 lbs	45 mph
115 lbs	50 mph




Sand Fill Hole

Sign Insertion Instructions:



1. Slide sign down through the stay tabs™



2. Slide through, pulling sign in front of bottom slot until sign hits the base



3. Push sign up into top slot



4. Slide sign down into bottom slot

Slide in a Message Board



MADE IN THE USA

US PATENT 7,337,569
Other Patents Pending

PLASTICADE®



7700 Austin Avenue
Skokie, IL 60077
phone (800) 772-0355
fax (847) 966-8074
www.plasticade.com